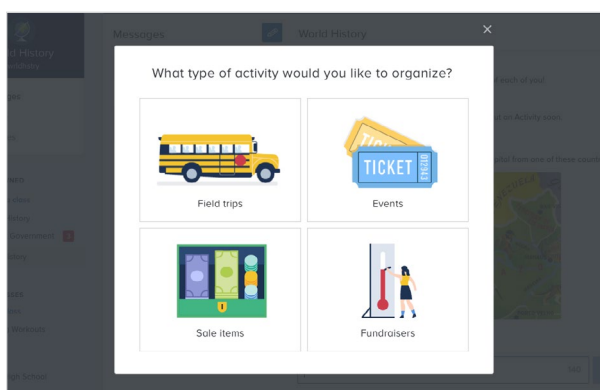


# Activities on Remind: Overview

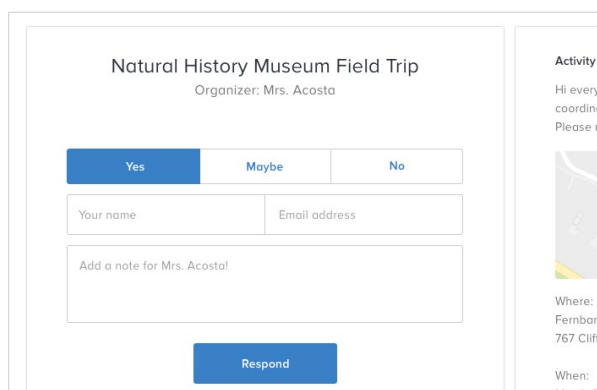
WHETHER YOU'RE PLANNING A FIELD TRIP, t-shirt sale, or open house, you can use Remind to coordinate your activity. Send invitations, track responses, and collect money online—you can even request approval from your treasurer to deposit funds directly to your school's bank account.

Here's how it works.



## STEP 1

Give your activity a name and include a description, time, and place. Add the cost if it's applicable. Then, send the activity via Remind or share a link anywhere.



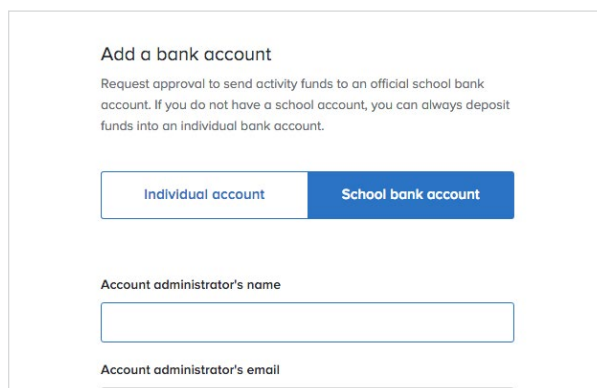
## STEP 2

Participants receive the invitation on Remind. Invitations work just like normal messages do—online, in the app, and by text.

Natural History Museum Field Trip		
	Name	
<b>Invited (24)</b>		
Yes (4)	DS Danny Salvatori	I'll bring snacks!
Maybe (1)	MC Mandy Collins	My mother, Mrs. Collins, would be a chaperone. She'll reply in the comments.
No (2)	JD Jordan DiSanto	—
No Response (17)	CW Collin Wikman	—
	CF Cameron Flatt	—

## STEP 3

Keep track of responses and transactions in a single place. If you're collecting funds for the activity, you can deposit funds straight to a bank account.



## STEP 4

Ask your treasurer to add a bank account so you can deposit funds directly to your school—without seeing account information or handling money.

## REMIND ACTIVITIES

## Frequently Asked Questions

- 1** **What type of activity can I coordinate?**  
You can use Remind to organize events, field trips, fundraisers, and item sales. Our community's used Remind to coordinate band trips, t-shirt sales, dance ticket sales, club meetings, open houses, and more.
- 2** **Can I create an activity that doesn't cost anything for participants?**  
Yes! When you create your activity, just leave *Cost per person* blank. Participants can still RSVP.
- 3** **How does Remind process payments?**  
Remind uses Stripe to process payments. You can learn more about Stripe at their website, [stripe.com](https://stripe.com), and their privacy policy, [stripe.com/us/privacy/](https://stripe.com/us/privacy/).
- 4** **What is the fee for sending money on Remind?**  
Participants who send money via Remind are currently charged a 5% transaction fee, rounded up to the nearest 50 cents. This covers the cost of processing transactions and includes a little extra to help keep the lights on at Remind.
- 5** **Does Remind provide a receipt for transactions?**  
Participants who send money on Remind will receive a receipt at the email address or cell phone number they provide.
- 6** **How do I add a bank account to Remind?**  
We recommend setting up a school bank account if you're coordinating a school-related activity like a field trip or fundraiser. You don't need to enter account information yourself—there's an option in Remind to ask your treasurer to link the account. If the activity isn't affiliated with a school, you can set up an individual account for for club sports dues, Girl Scout cookie payments, or anything else.
- 7** **When are funds available to deposit to a bank account?**  
It takes a few days for Stripe to authorize transactions, but you can hover over the amount in Remind to see when funds are available to deposit. Once you deposit, it will show a few days later in your bank account.